








Faecal Scoring Chart

Faecal consistency is mainly influenced by the amount of moisture in the stools and can be used to identify changes in intestinal health. Ideally, in a healthy animal, stools should be firm but not hard, pliable and segmented, and easy to pick up (score 2).

SCORE	SPECIMEN EXAMPLE	CHARACTERISTICS
1		<ul style="list-style-type: none"> · Very hard and dry · Often expelled as individual pellets · Requires much effort to expel from body · Leaves no residue on ground when picked up <p>Consider whether a dietary change would help this pet, along with increased water intake.</p>
IDEAL 2		<ul style="list-style-type: none"> · Firm, but not hard, pliable · Segmented in appearance · Little or no residue on ground when picked up <p>Normal, no action needed.</p>
3		<ul style="list-style-type: none"> · Log shaped, moist surface · Little or no visible segmentation · Leaves residue on ground, but holds form when picked up <p>Normal, no action needed.</p>
4		<ul style="list-style-type: none"> · Very moist and soggy · Log shaped · Leaves residue on ground and loses form when picked up <p>Consider whether a dietary change would help this pet—carry out a nutritional assessment to plan next steps.</p>
5		<ul style="list-style-type: none"> · Very moist but has a distinct shape · Present in piles rather than logs · Leaves residue on ground and loses form when picked up <p>Consider whether a dietary change would help this pet—carry out a nutritional assessment to plan next steps.</p>
6		<ul style="list-style-type: none"> · Has texture, but no defined shape · Present as piles or spots · Leaves residue on ground when picked up <p>Consider whether a dietary change would help this pet—carry out a nutritional assessment to plan next steps.</p>
7		<ul style="list-style-type: none"> · Has texture, but no defined shape · Present as piles or spots · Leaves residue on ground when picked up <p>Consider whether a dietary change would help this pet—carry out a nutritional assessment to plan next steps.</p>

Small vs. Large Bowel Diarrhea: Spotting the Difference

CHARACTERISTICS*	SMALL BOWEL	LARGE BOWEL
Defecation frequency	Normal to slightly increased	Markedly increased
Faecal volume	Normal to increased	Markedly decreased
Faecal quality	Very watery to semi-formed (typical score 6, 7)	Semi-formed, gelatinous (typical score 4, 5)
Frequent urges to defecate	Normal to slightly increased	Markedly increased
Tenesmus (Straining)	Absent	Present
Blood in faeces	Dark, old blood, tarry	Bright red, fresh-looking
Mucus in faeces	Rarely	Frequently
Fatty stool	Sometimes	No

*In some cases both small bowel and large bowel are affected and clinical signs will vary.

Discover the **PRO PLAN** Veterinary Diets and related products for nutritional support of digestive health.

